

God is Merciful to All People

Objective: That the children will desire the well-being of others, whether those people believe in God or not.



For the teacher:

Pray asking God to use this lesson in your life and in the lives of the children.

Think about the story of Elisha and Naaman that is found in 2 Kings 5.

According to 2 Kings 5:1, what nationality was Naaman?

What were the Syrians (also called Arameans) doing to the people of Israel? See 2 Kings 5:2?

Why do you think God cured Naaman, who was Israel's enemy?

If you aren't familiar with the story, read it in 2 Kings 5:1-14.

Many centuries later, Jesus mentioned Naaman's story to the Jews of Nazareth, the town where he grew up.

Read Luke 4:27

[Jesus said] During the time of the prophet Elisha, many men in Israel had leprosy. But no one was healed, except Naaman who lived in Syria.

The Jews of Nazareth didn't want God to perform miracles for unbelievers from other nations. We sometimes have this same attitude. But as we can see in the story about Naaman and in Jesus' own life, God is merciful to all people.

Read Matthew 5:44-45

But I tell you to love your enemies and pray for anyone who mistreats you. Then you will be acting like your Father in heaven. He makes the sun rise on both good and bad people. And he sends rain for the ones who do right and for the ones who do wrong.

Think of some people you know who don't believe in God. What can you do to help them? For example, you can treat them kindly, listen to them and pray for them. You could also share your faith with them, or invite them to special

activities at church. Don't expect instant changes but continue to care for them even if they never change.

Which of these ideas are things the children in your class can do for their non-Christian friends?



Before class:

- ✓ Make sure the video equipment is in good working order.
- ✓ Learn the song and the hand motions. (The words to the song are found following lesson 5.)
- ✓ Make copies of the worksheet for the small children.
- ✓ Bring pencils and a blank sheet of paper for each of the older children.



Let's start by talking with God

Thank you God that you show mercy to all people whether they know you or not. Help us to love our non-Christian friends and neighbors. Amen




Let's talk about our lives

Ask the children, **Do you have some friends or neighbors who don't know Jesus and who don't believe in God?**

Is this person easy or difficult to love?

Why is it easy to love him/her? Or why is it difficult to love them?

Today we are going to learn what we can do to love and help others, especially if they are experiencing difficulties in their lives like Naaman had in this biblical story.



Let's watch the video

Tell the children they will watch a video called "There is a Prophet in Israel" today. They should pay special attention to the way God treated Naaman, even though he was an enemy to the Israelites.



Let's sing the song using the hand motions

Let's talk about what we saw



Divide the children into small groups based on their ages and ask,

Who did God help in this video? The widow and her sons. He also helped Naaman.

Was Naaman one of God's people? No. He was an enemy of God's people. He was from Syria and believed in other gods.

What did Naaman and the other soldiers do to Aleah, the girl in video? They captured her and took her to Syria to be a slave.

Why do you think God miraculously cured Naaman? It was because God had mercy on him



Ask the children to look up Matthew 5:44-45 in the Bible and to read these verses outloud.

But I tell you to love your enemies and pray for anyone who mistreats you. Then you will be acting like your Father in heaven. He makes the sun rise on both good and bad people. And he sends rain for the ones who do right and for the ones who do wrong.

Do you think that God loves people who don't believe in him or who don't know him? Yes, God loves them also.

Knowing that God loves them, what can we do to help them? For example, we can pray for them or talk to them about God. We can share what we have with them. We can invite them to a camp or a special activity at our church. We shouldn't expect them to change but should love them whether they change or not.

Do you know someone who doesn't believe in God but is going through a difficult time such as being sick or in need of something? We can pray for that person.





Let's pray with the children

Father God, thank you that you love all people and that you want everyone to know you. Today I am asking for _____, who doesn't know you but who needs you. Help me to be a good friend to this person, like Aleah was to Naaman and his wife. Please provide what they need and help them come to know you. Amen.

Worksheet for the small children

In this worksheet, we see Naaman who was suffering with leprosy and the Syrian soldiers capturing Aleah.



Read the verse with the children that says:
But I tell you to love your enemies and to pray for anyone who mistreats you. Matthew 5:44



Activity for the older children

You will need the following for this activity:

- ✓ A blank sheet of paper for each child
- ✓ Pencils

For this activity, the children will create a comic strip to illustrate what happened in Naaman's life. The teacher can decide if they will make individual comic strips or make comic strips in groups. They should write what the characters are thinking or saying in bubbles. Let the kids be creative. However, if they don't seem to know what to do you can suggest the following method.

Fold the paper into four sections. The children can draw or narrate the following scenes:

1. Aleah tells Naaman that there is a prophet in Israel who can heal him. Naaman isn't convinced.
2. Elisha tells Naaman to wash in the Jordan River but Naaman gets angry and doesn't want to.
3. Naaman's servants convince him to do what Elisha said.
4. Naaman washes in the Jordan River and is healed. He is very grateful to God.




Explain to the children that **sometimes people who don't believe in God, don't change their way of thinking, despite having us talk to them about God. That's how it was for Naaman. It took a long time for him to be convinced that God really loved him, and it also took a long time for him to change and put his trust in God.**

If some of the children have time they can add additional scenes to their comic strips. For example, they could include Naaman speaking to the Syrian king, or speaking to the king of Isreal. They could also include what happened after Naaman was healed.




Let's talk with God to end the class

God, thank you that you show mercy to all people, even to those who don't know you. Help us to love them and to work for their good. Amen.



But I tell you to love your
enemies and pray for anyone
who mistreats you.
Matthew 5:44



There is a Prophet in Israel
Lesson 1

God is Powerful

Objective: That the children will praise God for saving the widow's children, and that the children will know God still performs miracles today!



For the teacher:

Pray asking God to use this lesson in your life and in the lives of the children.

Read 2 Kings 4:1-7 that tells about how God multiplied the widow's supply of oil.

Think about the widow's situation. She was about to lose her two sons, whom she valued above everything else.

How would you feel if you were in her shoes? What would you do?

What did the widow do at the beginning of the story?

Read Psalm 68:5

*Our God, from your sacred home
you take care of orphans and protect widows.*

Read Luke 1:37

Nothing is impossible for God!

There are many stories in the Bible about men and women who called out to God in the midst of difficulties. God answered them, helped them, and saved them.

What did God do for the widow in 2 Kings chapter 4?

The widow's problem was economic; she didn't have the money she needed. God also helps people with health issues, family problems, anxiety, problems with their enemies and much more.

Consider whether there is a problem in your life in need of God's help. Take a moment to pray and put your problem in God's hands. Do you know about a situation in which God helped someone that you could share with the children?



Before class:

- ✓ Read 2 Kings 4:1-7 and prepare to act out the story of the miracle of the widow's oil.
- ✓ Collect the following things for the drama:
 - Several empty jars or bottles.
 - A small bottle of oil.
 - Optional: Costumes for the widow, her two sons, Elisha, and several neighbors.
- ✓ Review the song and hand motions. The words can be found at the end of lesson 5.
- ✓ Make copies of the worksheet for the small children.
- ✓ For the older children, bring a Bible in easily understood language or bring copies of Luke 1:46-55. Decide whether the children will use music or art to interpret this passage and bring the needed materials (for example paper, paint or crayons).



Let's start by talking with God

Lord, thank you that you have the power to help us and that you always listen to us. Amen.



Let's talk about our lives

What is something you cherish and would never want to lose?

Help the children to think about a special toy or possession or a special person in their life like their mother, father or sibling.

How would you feel if someone threatened to take away what you love so much?

What would you do?

Tell the children, **today we are going to act out the story of the widow who was about to lose her two sons, whom she loved more than anything else in the world. We'll see what she did and how God helped her.**



Let's act out the story

Choose children to act out the parts of: the widow, Elisha, the widow's two sons, and several neighbors.

Place the neighbors around the room and provide each of them with a jar or bottle. Give the widow the small jar of oil and choose a place to be her house (for example, a corner of the room.)

Read the story from 2 Kings 4:1-7 while the children act out the story. Help them know where to stand and what to do. You can have them repeat the lines from the Bible after you read them, if you want.

Scene 1: The widow asks Elisha for help (verses 1-4).

Scene 2: The widow's sons ask their neighbors for empty jars and bottles. They bring all the jars they've collected back to their house. (The children will have to make up lines for this part as the Bible doesn't include the words they said.)

Scene 3: The widow and her sons gather in her house. Her sons bring the jars to her one at a time. She fills each one with oil. (verses 5-6)

Scene 4: The widow tells Elisha about the miracle. (verse 7)



Let's sing the song using the hand motions



Let's talk about what we saw

Divide the children into small groups based on their ages and ask,

Why was the widow so sad at the beginning of the story? Because her debts were so great that her sons were going to be sold as slaves.

Can you imagine how horrible that would be?

She wasn't someone important, but God had mercy on her.

What did God do to help her?

What were some of the small things God used to provide what she needed? The small jar of oil, the empty containers she borrowed from her neighbors, her children's help, and her faith in God.



Ask the children to look up Psalm 68:5 in the Bible and to read it outloud.

Our God, from your sacred home you take care of orphans and protect widows.

Ask the children if they know **what is an orphan? What is a widow?**

Explain that **an orphan is a child or young person whose parents have died, and a widow is a woman whose husband has died.**

Read Luke 1:37 also. *Nothing is impossible for God!*

Do you know someone who was in a very difficult situation, but God provided a way out for them?

Sometimes God miraculously heals someone or provides money or food when there isn't enough. At times he uses his children to provide in unexpected ways.

Tell the children about a time when you or someone you know experienced a miracle of God's provision or help in a difficult situation.

Do you want to pray asking God to help you or someone you know who is going through a difficulty? Would you like to tell the class about it?



Let's pray with the children

Father God, you are powerful and can work miracles. We need your help. Please help _____ who is going through a difficult situation. Please provide what she needs so that she can praise and thank you. Amen.




Worksheet for the small children

This worksheet shows the widow and her children when God miraculously multiplied the oil.

Read what it says on the worksheet: **God multiplied the oil and saved the widow's children.**

Read the verse:

Nothing is impossible for God! Luke 1:37



Activity for the older children

Explain to the children that when God performs a miracle, our hearts should overflow with gratitude and praise!

Read Luke 1:46-55 using an easily understood version of the Bible. **Explain that these words of praise are a good example for us. They are what Mary said after the angel told her that she would give birth to Jesus.**

Choose a verse from this passage and use it to write a song, or to create a drawing or poster praising God for his miracles.



Let's talk with God to end the class

Father God, we praise you because you take care of those who trust in you.
Thank you for the miracles that you work today. Amen.

God multiplied the oil and saved the widows children.

Nothing is impossible
for God!
Luke 1:37



There is a Prophet in Israel
Lesson 2

Difficult circumstances can help us grow in our faith

Objective: That the children can see how God helped the widow, Naaman and Aleah grow in their faith through the difficulties they experienced.



For the teacher:

Pray asking God to use this lesson in your life and in the lives of the children.

Read James 1:2-3

My friends, be glad, even if you have a lot of trouble. You know that you learn to endure by having your faith tested.

What does this verse teach us?

The Bible tells us that when we have problems, we should feel happy because difficulties help us to see God at work in our lives and to learn to trust him more deeply.

In the video, “There is a Prophet in Israel”, several people experienced difficulties in their lives (the widow, Naaman, and Aleah). Each of them grew in their faith through the difficulties they experienced. God acted differently in each circumstance. Sometimes he solved their problems and sometimes he didn’t. For example, Aleah remained a slave although she had faith in God.

Think about a problem you are going through or have had in the past. Has God helped you to trust him more through one of these difficulties? Be prepared to tell the children about your experience.



Before class:

- ✓ Make sure the video equipment is in good working order.
- ✓ Make copies of the first worksheet for the smaller children.

- ✓ Make copies of the bracelets on the second worksheet for the older children. Make enough copies for each child to have one bracelet and cut them out. (There are seven bracelets on each page.) Bring tape, pencils or pens.



Let's start by talking with God

God, thank you that you take care of us. Thank you that even the difficult things that happen to us can help us to trust you more. Amen.




Let's talk about our lives

Show the the children the drawings at the end of this lesson. Point to each picture and ask, **what is happening in this picture? Is it something difficult or something good? Is the child in each picture happy or sad?**



The drawings show:
 A child playing
 A child with old clothes
 A child with no money
 A sick child
 A child eating

After showing the children all the pictures and listening to their thoughts about whether the pictures show something difficult or something good, happy or sad, congratulate the children. **That's right, we usually feel happy when we have food, are healthy and can play. We feel sad when we are sick or when we can't buy new clothes or other things we need. But today we are going to see that even in bad circumstances we can be happy because God helps us to grow in faith. Faith means trusting in God.**



Let's watch the video

Tell the children that they will watch a video called, "There is a Prophet in Israel". They should take note of the difficulties that the characters in the story experienced.



Let's sing the song using the hand motions



Let's talk about what we saw

Divide the children into small groups based on their ages and ask them,
In this video we see several people with problems.

What was the widow's problem? She didn't have enough money to pay her debts and because of this her sons were going to be sold as slaves.

What was Naaman's problem? He had leprosy (a skin disease).

What was Aleah's problem? She was a slave and couldn't go back to her country.

The Bible tells us that we should be happy when we have problems. When our trust in God is tested, we can grow.



Ask the children to look up James 1:2-3 in their Bibles and to read it outloud.

My friends, be glad, even if you have a lot of trouble. You know that you learn to endure by having your faith tested.

What does this verse say? It says that problems and difficulties have a purpose, and we learn to endure through them.

What happened to the widow and her sons? God provided them with oil so they could pay off their debts.

Do you think their trust in God grew? Definitely. God miraculously provided for them.

What happened to Naaman? He was cured of his leprosy.

Do you think his trust in God grew? Yes! He decided to only worship God.

What happened to Aleah? The Bible does not tell us that she was freed from slavery. But even through her problem was not solved, she was able to continue trusting God.

Do you think her trust in God grew? Yes! Because she saw God at work in the lives of others.

Tell the children, **sometimes God provides the solution to our problems and sometimes God asks us to trust and obey even if our situation does not**

change. Whatever happens, God can give us the strength and faith we need to keep trusting him.

Tell the children about a problem in your life, and how God helped you grow in trust, either by solving the problem or by giving you the strength to endure it.




Let's pray with the children

God, thank you that you are with us amid any problem or difficulty we face. Help us to grow in our trust in you. Amen.



Worksheet for the small children

In this worksheet we see Aleah when she was captured, the widow and Naaman. Ask the children about the problem each person had and how God helped them.



Read the verse with the children,
You know that you learn to endure by having your faith tested. James 1:3



Activity for the older children

Explain to the older children that **not all people grow in their faith when they encounter problems and difficulties.**

Read 2 Kings 5:4-7 together.

What did the king of Israel do when Naaman came to him for help?

Why do you think he tore his clothes?

The king of Israel could only see the problem. Unfortunately, he could not imagine that God would show his power in a big way.

Tell the children, **there are lots of different ways to react when confronting a problem. For example, you can get angry or sad or complain about the problem. None of these are good responses. On the other hand, you can pray, seek God, ask others to pray for you, memorize a verse or read the Bible. These responses can help you grow in your faith.**

You need the following for this activity:

- A copy of the bracelet for each child.
Cut the bracelets out ahead of time.
- Crayons
- Tape





Each child will make a bracelet. They should write what they want to do or how they want to respond when they face difficulties. For example, “**When I have a problem, I want to pray.**” (or seek God, ask others to pray for me, memorize a verse, read the bible, etc.) They should color the bracelet, then tape it together around their wrist.




Let's talk with God to end the lesson

Lord, thank you that you help me grow in my faith in the midst of trials and problems. Amen.



You know that
you learn to
endure by having
your faith tested.

James 1:3



You know that you learn to endure by having your faith tested. James 1:3

When I have problems, I want to _____.

You know that you learn to endure by having your faith tested. James 1:3

When I have problems, I want to _____.

You know that you learn to endure by having your faith tested. James 1:3

When I have problems, I want to _____.

You know that you learn to endure by having your faith tested. James 1:3

When I have problems, I want to _____.

You know that you learn to endure by having your faith tested. James 1:3


When I have problems, I want to _____.

You know that you learn to endure by having your faith tested. James 1:3

When I have problems, I want to _____.

You know that you learn to endure by having your faith tested. James 1:3

When I have problems, I want to _____.



There is a Prophet in Israel, lesson 3
Use with the activity "Let's talk about our lives"

We cannot buy God's favor or miracles

Objective: That the children will understand that just as they do not have to pay their parents, God does not expect us to pay him for his favors.



For the teacher:

Pray asking God to use this lesson in your life and in the lives of the children.

Do you know anyone who asks for money in exchange for miracles, prayers or favors from God? (For example, sometimes we see this in people who preach on television).

Do you think that is right? Why or why not?

Read Acts 8:20-21

Peter said to him [Simon the magician]:

“You and your money will both end up in hell if you think you can buy God’s gift! You don’t have any part in this and God sees that your heart isn’t right.”

Think about or discuss with someone:

Why is it so wrong to think we could buy God’s favor?

How would you describe a parent-child relationship where the child felt they had to pay or bribe their parents with extra special behavior every time they had a special request? We might say that the child felt unloved, unworthy, or was trying to manipulate his parents.

Why do you think some people treat God this way?

Read Hosea 6:6

I’d rather for you to be faithful and to know me than to offer sacrifices.

God is speaking to his people, the Israelites, in this verse. Even though God was their father they didn’t love him or try to know him better. They wanted to buy his favor with their sacrifices and offerings. God was not happy with that.

Pray, thanking God that his love and provision is unconditional, and ask him to help you understand this better.



Before class:

- ✓ Make the following preparations to tell the story about Naaman.
 - Cut out the figures at the end of this lesson.
 - Cut out the leprosy spots and tape them to Naaman's face.
 - Tape or glue each figure to a disposable cup.
 - Bring a blue blanket or towel to represent the Jordan River.
 - Gather together some items that Naaman can present as gifts. For example, some jewelry, candy, boxes etc.
- ✓ Practice telling Naaman's story following the instructions in this lesson.
- ✓ Make copies of the worksheet for the small children.
- ✓ For the older children bring a big piece of poster board or something else to write on. Also bring paper and pencils or pens for each child.



Let's start by talking with God

Thank you, Lord because you are our good father. We cannot buy your favors, but we love you and want to obey you. Amen.



Let's talk about our lives

Ask the children,

What are some things your parents do for you? Listen to their examples. For instance, their parents provide them with food to eat, a place to live, and clothes to wear. They also pay for their schooling.

Do you pay your parents for all these things? No. A child could never pay his parents for everything they do for him.

What special things do your parents do for you? For example, they might buy you presents, or plan a birthday party for you.

What if every time you wanted something special you saved up lots of money and gave it to your mom and dad? Do you think they would like that? No! Our parents don't want us to pay them for gifts or parties. If we did that, they wouldn't be gifts.

Tell the children, **Just like we can't pay our parents for the gifts they give us, we can't pay God for all he does in our lives, all we can do is say thank you.**



Tell the story to the children

Have the children sit in a circle on the floor. Sit down with them and use the figures to act out the story:

Place the figure of Naaman, with the leprosy spots on his face. Say,

Naaman had leprosy and went to the prophet Elisha to be healed.

Place the figures of Elisha and his servant Gehazi a short distance away. Have Naaman walk towards them.

When he arrived at Elisha's house, the prophet did not go out to see him, but sent his servant Gehazi to tell him "Go and wash seven times in the Jordan River and you will be cured."

Move Gehazi as if he were talking to Naaman.

Naaman got mad at first and said, "I thought the prophet would come out to meet me and would pray to his God. I thought he would wave his hands over me to heal me of leprosy."

Turn Naaman around and have him start back the way he had come.

But when he was already on his way back home, he changed his mind and went to do what the prophet had commanded him.

Place the blue blanket on the floor, as if it were a river. Bring Naaman close to the blanket and submerge him under the blanket. You can invite the



children to count with you each time you dip him in and out. For example,

**Naaman dipped into the river seven times:
One... Two... Three... Four... Five... Six...
Seven!**

The last time you immerse Naaman, remove the leprosy spots from his face and show the children the figure of Naaman with a clean face. Say,

Then Naaman was cleansed!



Naaman was so happy. He went back to Elisha's house to give him all the gifts he had brought.

Bring Naaman close to Elisha and Gehazi. Say,
Naaman presented large amounts of gold and silver and ten changes of clothes.

Put the jewelry, candy, and boxes that represent Naaman's gifts in front of him.



But Elisha, the prophet wouldn't receive the gifts. He said, "I swear by the Lord, I will not accept anything."

Turn Elisha and have him go in one direction and Naaman in another direction.

Naaman was on his way home, but Gehazi, Elisha's servant wanted something for himself.



Have Gehazi come up to Naaman and say,

Excuse me Naaman. My Lord Elisha changed his mind. He would like some money and clothes to give to some friends who just arrived, said Gehazi.

Move Naaman to make it look like he is talking:

"Of course," said Naaman and he gave Gehazi everything he asked for.



Place some of the gifts near Gehazi. Then Naaman continues on his way. Elisha comes up to Gehazi.

Elisha the prophet was very angry with his servant Gehazi. He said to him "This is not the time to accept gifts of money or clothes. Because of what you did, Naaman's leprosy will now be on you." In that moment, Gehazi became infected with leprosy.

Put the leprosy spots on Gehazi's face.



Let's sing the song using the hand motions



Let's talk about what we saw

What did God do for Naaman in this story? He cured him of leprosy.

Why do you think Elisha didn't want to accept any gifts from Naaman?

Listen to the children's ideas. Explain that God did the miracle out of love for Naaman not because Naaman was rich or because of the gifts he could give him.

What did Gehazi, Elisha's servant do at the end of the story? He asked for gifts from Naaman.

Why do you think Elisha was angry with him? Because Gehazi was seeking something for himself rather than honoring God.

Explain to the children that, **nowadays there are people who sometimes say that they can do miracles in exchange for some gift or money. We must be careful with these people because they are probably not honoring God. God does not ask us to pay Him for what He does in our lives.**



Ask the children to look up Hosea 6:6 in their Bibles and to read it outloud.

I'd rather for you to be faithful and to know me than to offer sacrifices.

Tell the children that, **in this verse, God is speaking to his people Israel. Even though God was their father they didn't love him or try to know him better. They wanted to buy his favor with their sacrifices and offerings. God was not happy with that.**

Do you want to tell God that you love him and trust him as your good father?



Let's pray with the children

Father God, thank you that we are your little children. Thank you that you love us. We can never repay you for all that you give us. Help us to trust you even when difficult situations arise in our lives. Amen.




Worksheet for the small children

There are three characters on this worksheet: the prophet Elisha, Naaman and Gehazi.

Read the worksheet with the children.

Who honored God?

The children should circle the people pictured who honored God (Elisha and Naaman) and put an "X" on the character who did not honor God in the story (Gehazi).



Read the verse with the children that says:

I'd rather for you to be faithful and to know me than to offer sacrifices.

Hoseah 6:6

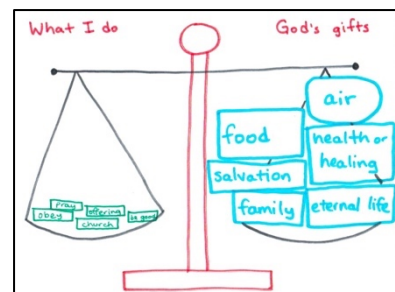


Activity for the older children

Lead the children in this brainstorming activity to help them understand how big God's blessings are, and how small our efforts are to give him something back.

Draw a balance on the board or on a large piece of poster paper. Label one side "God's gifts" and label the other side "What I do."

Ask the children **what are some of the things God gives us just because he is a good father?** Write the words in a large size on one side of the balance. For example, food, water, air to breathe, families, places to live, jobs, health or healing from sickness, salvation through Jesus, eternal life. **How important are each of these things for you? Very important!**



Draw a box around each thing. Make the boxes very big, especially for the blessings that are very important and weighty.

Next ask the children to name the things they can do to try to pay God back. For example, obey their parents, come to church, pray, give an offering, memorize Bible verses, be good, etc. Write these things on the other side of the balance and use small handwriting. Ask the children, **How important are these things we do to God? They are important, but God doesn't need us to do them. He asks us to do these things for our good.** Make boxes around each thing you wrote, but make them small.

Explain to the children that we can never pay God for what he gives us. His blessings are gifts, so we can only be grateful.

Have each child write a letter to God, which starts with the word "Father, Daddy or Papa." In it they can express their gratitude for God's gifts, and say they are sorry if they have ever tried to buy God's favor.



Let's talk with God to end the class

Father God, thank you for making us your children. Thank you that you love us and give us good things. Thank you that you don't want us to repay you for the things you give us, but only to be grateful. Amen.

To tell this story you need:

- A blue blanket for the Jordan River.
- Several small things that Naaman can present as gifts. For example, jewelry, candy, small boxes, etc.



Instructions:

1. Cut out the figures and glue each one onto a disposable cup or some other base.
2. Cut out the leprosy spots and tape them to Naaman's face.



Naaman



The prophet Elisha




Gehazi (Elisha's servant)


Who honored God?

Put a circle around the characters who honored God.


Put an X on any character who did not honor God.



Naaman



The prophet Elisha



Gehazi (Elishas servant)

I'd rather for you to be faithful and to know me than to offer sacrifices.

Hosea 6:6

I want to remain steadfast in my faith in every situation that I face

Objective: That the children will think about what they would say to an unbeliever to testify about God's love and goodness.



For the teacher:

Pray asking God to use this lesson in your life and in the lives of the children.

In 2 Kings, chapter 5, Aleah told Naaman and his wife about God's goodness and that he had the power to cure Naaman. Even though this girl was far from her family and had lots of reasons to be afraid, she was faithful and steadfast in her faith and told others about the true God.

What situations do you find yourself in, where you have the opportunity to witness to others about Christ?

What situations will the children in your class face with people who do not share their faith?

Read Hebrews 10:22 - 23

So let's come near God with pure hearts and a confidence that comes from having faith. Let's keep our hearts pure, our consciences free from evil, and our bodies washed with clean water. We must hold tightly to the hope that we say is ours. After all, we can trust the one who made the agreement with us.

Think about this passage. What reasons do we as Christians have to be confident before God?

How would you share the hope you have in Christ with an unbeliever? Write it down on a piece of paper and be prepared to share what you wrote with the children.

Pray that God will help you and the children in your class to trust Him more and to share that trust with others.



Before class:

- ✓ Make sure the video equipment is in good working order.
- ✓ Make copies of the first worksheet for the smaller children.
- ✓ If possible, find a few extra adults to help the older children with their activity.



Let's start by talking with God

Father God, thank you for your goodness. Thank you for saving us, for cleansing us and for promising to take care of us. Thank you that you will return one day and reign. Help us to remain strong and steadfast in trusting you. Amen.



Let's talk about our lives


Ask the children to think of an adult in their family or church who is both good and kind. For example, it could be their mother, father, a grandparent, pastor, teacher or an elder in the church.

Now imagine that you heard another child say that he was afraid of this person or that this person scolds all the time.

What would you say?

Would you say that the adult isn't really like that at all? That he or she is a good person who really cares about children. You can tell them the truth about this person because you know the person.

In the same way, there are many people in the world who have wrong ideas about God. They don't know or trust God and they think that He is angry with them. Those of us who do know God can tell those with wrong ideas the truth about Him, like the little girl Aleah did in the video that we are going to watch.



Let's watch the video

Today we are going to watch "There is a Prophet in Israel" for the last time.

Watch to see who Aleah spoke to about God. What did she say to them?



Let's sing the song using the hand motions



Let's talk about what we saw

Divide the children into small groups based on their ages and say,

Aleah was a child who knew a lot about God and was always talking about Him.

Who did Aleah talk to about God? To her neighbors, her friends Satu and Ben, and to Naaman's wife.

Do you remember what she told them about God? She said that God had not forgotten them, and that God has the power to help people and to heal them. She also said that God doesn't do these things in exchange for gifts or some kind of payment. Aleah told Naaman's wife about the laws God had given his people to protect orphans, widows, slaves, and foreigners.

Sometimes people did not understand Aleah. They thought what she said was crazy and treated her badly. But Aleah was firm in what she believed and always told others what she knew about God.



Ask the children to look up Hebrews 10:23 in the Bible and read it outloud.

We must hold tightly to the hope that we say is ours. After all, we can trust the one who made the agreement with us.

According to this verse, why should we stand firm in our hope?

Because God is faithful and will do what he has promised.

What has God promised you? (You can look up the answer in Hebrews 10:22) God promises to cleanse us and free us from all guilt. That's why we don't need to be afraid but can approach him with confidence.

Is there someone in your life who does not understand why you believe in God? Who? Even if there isn't someone like that in your life now, there could be in the future.

Do you think you'll ever meet people who don't share your faith?

What would you like to tell these people about God?

As a teacher you can give the children an example of what they might say to a person who does not believe in God. **Would you like to pray with me to ask God for strength?**




Let's pray with the children

Thank you, Lord, that you have promised to cleanse me and to save me. Thank you that I can come to you with confidence. Please help me to share about you with others who don't know you. Amen.



Worksheet for the small children

There is a picture on this worksheet of Aleah talking with Naaman's wife about the true God.



Read this verse with the children.

We must hold tightly to the hope that we say is ours. Hebrews 10:23



Activity for the older children

The children will act out scenes from everyday life about how they can share their faith with unbelievers.

Divide the children into several groups, and if possible assign a teacher or another adult to work with each group. They should think of a situation where a child will have the opportunity to talk with an unbeliever about God. What might the unbeliever say? How will the child respond to share his or her faith and hope in God. Write down or practice what each person might say.

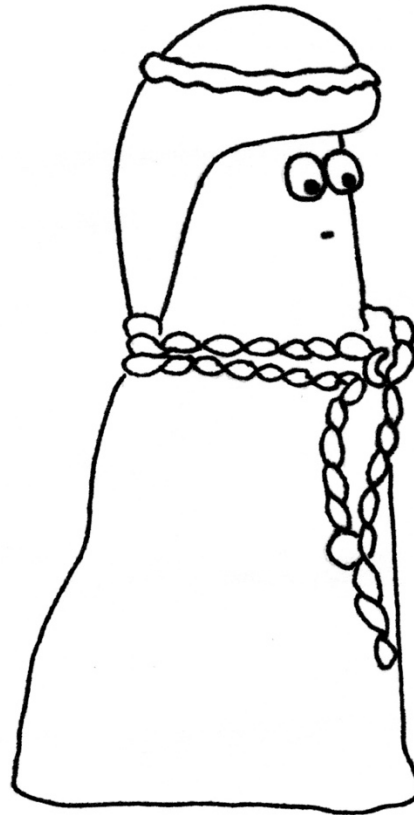
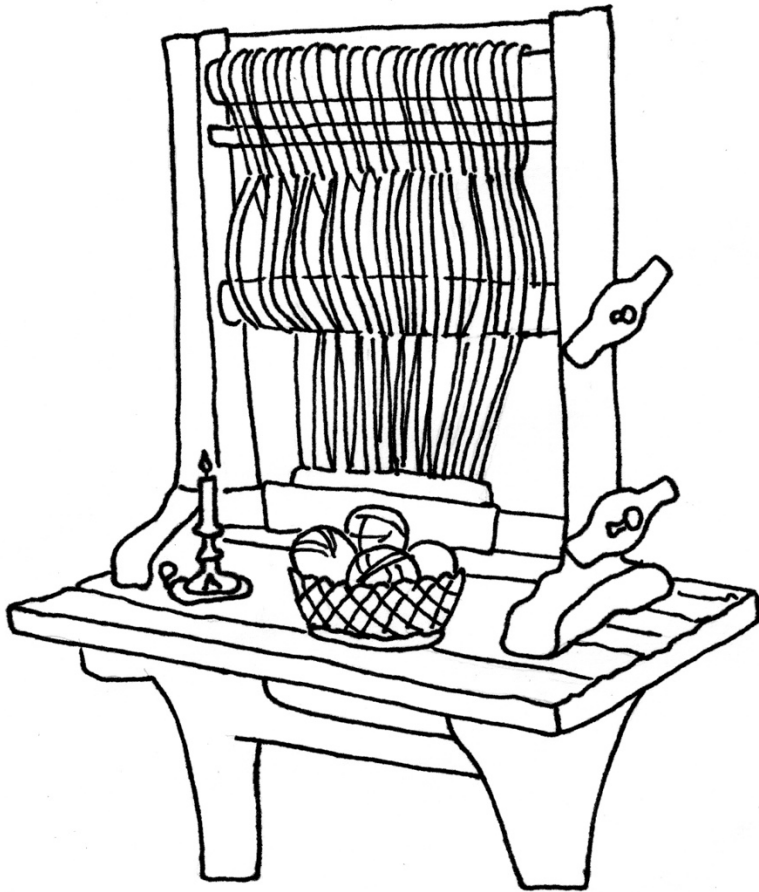
At the end, all the groups will present their skits to the whole class.



Let's talk with God to end the lesson

Our Father, thank you that you are good. Thank you for loving us and that we can trust you. We want to share your light with others. Amen.

We must hold tightly to the hope that we say is ours.
Hebrews 10:23



There is a Prophet in Israel
Lesson 5

Song: Be My Hope Forever

Teach me now O Lord, your commandments to obey.
Give me understanding of your law, this I pray,
Your word of truth will show me how to follow in your way.
And you will be my hope forever.

Heal me, O God, and I shall be truly healed.
Cleanse me, rescue me, and be my hope forever.

Song: Be My Hope Forever

Teach me now O Lord, your commandments to obey.
Give me understanding of your law, this I pray,
Your word of truth will show me how to follow in your way.
And you will be my hope forever.

Heal me, O God, and I shall be truly healed.
Cleanse me, rescue me, and be my hope forever.

There is a Prophet in Israel © 2023 Asociación Viña

Lessons to be used with the video *There is a Prophet in Israel*
From the Deditos® Bible story series ® www.deditos.org.

The Biblical references were taken from the Contemporary English Version © 1995
(The American Bible Society)

For more information, contact:

Asociación Viña
9a Av. B, 7-19 Zona 2,
07001 Sololá, Guatemala
502-7762-4244

www.vinyastudios.org
dubdeditos@deditos.org